



Rove Concepts

## Finley Sectional

The Finley Sectional is formed with bubble-like cushioning and rounded edges for comfort from any angle. Plush but ultimately firm, this sofa is tightly upholstered throughout for a well-tailored, put-together look complete with a low profile back rest.

### Details


- Kiln-dried hardwood frame with doweled joints and reinforced corner blocks
- Soft-padded frame made with polyurethane foam wrapped in polyester fiber
- 8 gauge sinuous spring construction
- 3 layer high-density foam cushioning
- Includes 4 feather filled throw cushions and connector
- Solid stainless steel legs with matte black finish
- Medium-Firm Feel ([Learn more about our sofa firmness here.](#))
- Legs require light assembly

### Dimensions

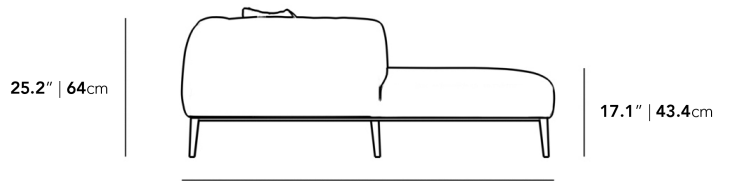
120 in x 68.9 in x 25.2 in (Width x Depth x Height)

Seat Height: 17.1 in

All measurements are approximations.



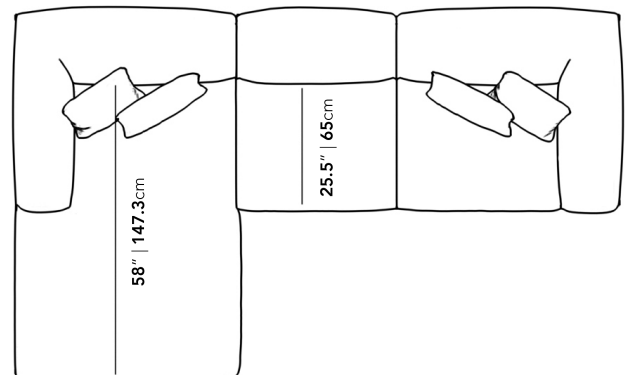
120" | 304.8cm



25.2" | 64cm

17.1" | 43.4cm

68.9" | 175cm



58" | 147.3cm

25.5" | 65cm